



## Results Summary Show All Pages and Questions

[Export...](#)

### Filter Results

To analyze a subset of your data, you can create one or more filters.

[Edit Filter...](#)

**Total:** 3022

**Visible:** 129

### Share Results

Your results can be shared with others, without giving access to your account.

[Configure...](#)

**Status:** Enabled

**Reports:** Summary Only

### 1. Demographics

1. What is your annual turnover (sales)? R1000 = R1K

	Response Percent	Response Total
<b>R0 - 300K</b>	<b>35.7%</b>	<b>46</b>
R301K - R500K	10.9%	14
R501K - R1mil	19.4%	25
R1.01mil - R2mil	10.1%	13
R2.01mil - R5mil	9.3%	12
R5mil - R10mil	4.7%	6
R10mil +	10.1%	13
<b>Total Respondents</b>		<b>129</b>
<b>(filtered out)</b>		<b>2887</b>
<b>(skipped this question)</b>		<b>6</b>

2. BEE legislation clearly differentiates between Black and Non Black, and you don't need to answer this question, but it will sure help me to decode the results of this survey.  
What colour would you classify yourself as?

	Response Percent	Response Total
<b>Black</b>	<b>100%</b>	<b>129</b>
Non Black	0%	0
Won't Say	0%	0
<b>Total Respondents</b>		<b>129</b>
<b>(filtered out)</b>		<b>2866</b>
<b>(skipped this question)</b>		<b>27</b>

3. What is your main trading legal entity?

	Response Percent	Response Total
Sole Prop	15.6%	20
<b>CC</b>	<b>53.1%</b>	<b>68</b>
Pty Ltd	28.1%	36
Trust	1.6%	2
Inc	0%	0
Partnership	0.8%	1

Other	0.8%	1
<b>Total Respondents</b>		<b>128</b>
<b>(filtered out)</b>		<b>2870</b>
<b>(skipped this question)</b>		<b>24</b>

4. What is your highest education level?

	Response Percent	Response Total
Below Matric	6.2%	8
Matric (or equiv)	12.5%	16
1 year Tertiary education (or equiv)	6.2%	8
2 years Tertiary education (or equiv)	7.8%	10
<b>3 Years Tertiary education (or equiv)</b>	<b>26.6%</b>	<b>34</b>
4-5 years Tertiary education	12.5%	16
6+ years Tertiary education	4.7%	6
Post Graduate Degree	21.1%	27
Other (please specify)	2.3%	3
<b>Total Respondents</b>		<b>128</b>
<b>(filtered out)</b>		<b>2869</b>
<b>(skipped this question)</b>		<b>25</b>

5. Where did you gain the knowledge you used to start your business?

	Response Percent	Response Total
<b>Previous employer(s)</b>	<b>50.4%</b>	<b>65</b>
Study/Self paid	49.6%	64
School	9.3%	12
Mentorship/Learnership	14.7%	19
Other (please specify)	16.3%	21
<b>Total Respondents</b>		<b>129</b>
<b>(filtered out)</b>		<b>2856</b>
<b>(skipped this question)</b>		<b>37</b>

6. How many times have your business efforts resulted in closure of the then business?

	Response Percent	Response Total
<b>Never</b>	<b>68.2%</b>	<b>88</b>
1	13.2%	17
2	8.5%	11
3	6.2%	8
4	1.6%	2
5	0%	0
6+	2.3%	3
<b>Total Respondents</b>		<b>129</b>
<b>(filtered out)</b>		<b>2847</b>
<b>(skipped this question)</b>		<b>46</b>

7. Choose the sector below that best describes your current business.

	Response Percent	Response Total
Professional	22.5%	29
Trade	3.9%	5
<b>Service</b>	<b>39.5%</b>	<b>51</b>
Manufacturing	13.2%	17
Retail	13.2%	17
Other (please specify)	7.8%	10
<b>Total Respondents</b>		<b>129</b>
<b>(filtered out)</b>		<b>2863</b>
<b>(skipped this question)</b>		<b>30</b>

8. How many staff do you employ - excluding yourself. BEE defines 'blacks' as Indians, Coloureds and Blacks, and classifies 'whites' as non-blacks.

	0	1	2	3-5	6-10	11-20	21-50	51-100	101+	Response Total
Full Time Blacks	16% (19)	16% (19)	18% (22)	<b>21% (25)</b>	12% (14)	11% (13)	2% (2)	2% (3)	3% (4)	<b>121</b>
Part Time Blacks	29% (19)	<b>35% (23)</b>	12% (8)	12% (8)	11% (7)	0% (0)	0% (0)	2% (1)	0% (0)	<b>66</b>
Full Time Non-Blacks	<b>42% (27)</b>	17% (11)	9% (6)	11% (7)	12% (8)	6% (4)	2% (1)	0% (0)	0% (0)	<b>64</b>
Part Time Non-Blacks	<b>57% (28)</b>	27% (13)	10% (5)	6% (3)	0% (0)	0% (0)	0% (0)	0% (0)	0% (0)	<b>49</b>
<b>Total Respondents</b>										<b>127</b>
<b>(filtered out)</b>										<b>2841</b>
<b>(skipped this question)</b>										<b>54</b>

9. What is your total staffing bill each month?

	Response Percent	Response Total
<b>R0 - R10K</b>	<b>38.9%</b>	<b>49</b>
R11K - R25K	17.5%	22
R26K - R50K	19%	24
R51K - R100K	11.1%	14
R101K - R200K	4.8%	6
R201K - R500K	6.3%	8
R501K +	2.4%	3
<b>Total Respondents</b>		<b>126</b>
<b>(filtered out)</b>		<b>2825</b>
<b>(skipped this question)</b>		<b>71</b>

10. Where is your business mainly located?

	Response Percent	Response Total
Eastern Cape	4.7%	6
Free State	0%	0
<b>Gauteng</b>	<b>37.5%</b>	<b>48</b>
KwaZulu Natal	18%	23
Mpumalanga	0%	0
Northern Cape	2.3%	3
Western Cape	36.7%	47
Other (please specify)	0.8%	1


**Total Respondents** 128  
**(filtered out)** 2861  
**(skipped this question)** 33

11. What 'triggered' you starting your own business?

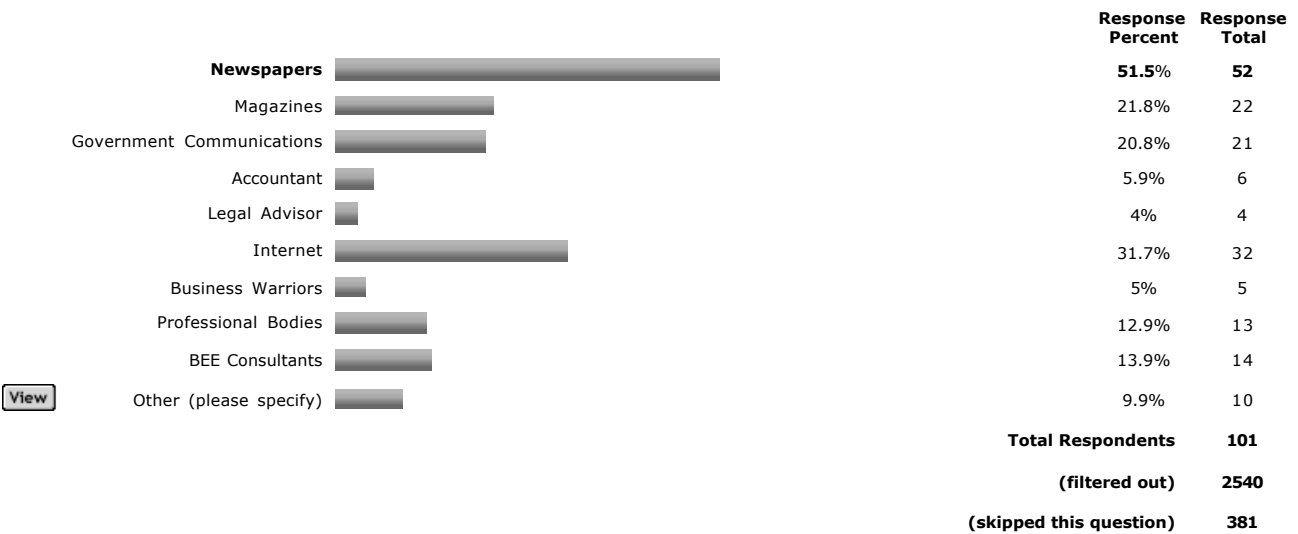


2. Your BEE Status

12. Have you read the BEE draft codes for small business?



13. Where have you gleaned most of your information regarding these codes from?




14. How do you feel about this BEE legislation, based on your current understanding?

**Absolutely Agree**   **Slightly Agree**   **Neither Agree nor Disagree**   **Slightly Disagree**   **Absolutely Disagree**   **N/A**   **Response Average**

I am confident about <b>my</b> future.	<b>45% (48)</b>	27% (29)	10% (11)	3% (3)	7% (8)	7% (8)	<b>1.93</b>
I am confident I can comply.	<b>43% (44)</b>	25% (26)	14% (14)	5% (5)	6% (6)	8% (8)	<b>1.98</b>
I think it's good for South Africa.	<b>38% (40)</b>	25% (26)	14% (15)	8% (9)	8% (9)	7% (7)	<b>2.20</b>
I think it's fair.	24% (25)	<b>28% (29)</b>	19% (20)	12% (12)	11% (11)	6% (6)	<b>2.54</b>
I think it will hurt small business.	18% (19)	<b>25% (26)</b>	18% (19)	15% (16)	16% (17)	8% (8)	<b>2.86</b>
I am confident about my children's future.	<b>38% (40)</b>	18% (19)	18% (19)	7% (7)	8% (8)	11% (12)	<b>2.18</b>
<b>Total Respondents</b>							<b>108</b>
<b>(filtered out)</b>							<b>2655</b>
<b>(skipped this question)</b>							<b>259</b>

15. Which of the following alternatives have you seriously considered when thinking about BEE?

	<b>Response Percent</b>	<b>Response Total</b>
<b>Do nothing, carry on as before</b> 	<b>54.7%</b>	<b>58</b>
Retire	0%	0
Sell the business	0.9%	1
Take on a black partner 	13.2%	14
Take on a non-black partner 	8.5%	9
Leave SA 	4.7%	5
Set up a joint venture 	23.6%	25
<input type="button" value="View"/> Other (please specify) 	6.6%	7
<b>Total Respondents</b>		<b>106</b>
<b>(filtered out)</b>		<b>2704</b>
<b>(skipped this question)</b>		<b>212</b>

[SurveyMonkey is Hiring!](#) | [Privacy Statement](#) | [Contact Us](#) | [Logout](#)

Copyright ©1999-2006 SurveyMonkey.com. All Rights Reserved.  
 No portion of this site may be copied without the express written consent of SurveyMonkey.com.